



# ACVP NEWSLETTER

An Official Publication of The American College of Veterinary Pathologists

June 2006

## The Secretary/Treasurer's Corner

### Three-day Examination Format

Derek Mosier, DVM, PhD

Ever since the first ACVP certifying examination was conducted in 1951, periodic changes have been made in the format of the exam. One of these was a change from a one-day exam to a two-day exam in the 1960's. Change will occur again in 2007, when the exam will move to a three-day format.

The discussion about a three-day exam format began at the September 2003 meeting of the ACVP Council. Two different factors were discussed that prompted the interest in a three-day exam. First, there was a concern that performance on the exam towards the end of the second day suffered due to fatigue in many of the exam candidates. Additionally, increasing numbers of exam candidates were increasing the time needed for the Exam Committee to complete the grading of the handwritten portions of the exam. Scheduling the exam for two half-days and one entire day would give candidates a full nights sleep before the final section of the exam, and give the exam committee an extra night for grading. Based on this discussion, Council asked the Exam Committee to evaluate and provide feedback about the feasibility and advisability of going to a three-day exam format. These comments were considered by Council during the 2003 annual meeting, followed by a vote to begin a three-day format as soon as scheduling permitted.

This new schedule will require some changes in the travel and lodging arrangements for candidates. Otherwise, all other aspects of the exam are the same; exam questions will be prepared the same as they have been in the past, and the exam sections and sequence in which the sections are administered will not change. If you are currently training candidates for the exam, make sure they are aware of the upcoming three-day format. At the same time, reassure them that this change should not influence their exam preparation in any way.

*continued on page 10*

## The 5-year ACVP Strategic Plan

Linda Munson, DVM, PhD

On December 1-2, 2005, ACVP Council assembled the 2007-2012 Strategic Planning Work Group at the Marriott Hotel in Boston for a planning session to guide ACVP over the next five years. The Work Group was composed of Council, Chairs of selected ACVP committees, representatives from clinical and anatomic pathology working in academia, industry, or diagnostic laboratories, and members of strategic partner organizations, such as AVMA, AAVMC, STP, ECVF, AAVLD,

*continued on page 7*

## 2007 Nominated Officer and Council Candidates

Biographies of candidates for Vice President/President-Elect and Councilor follow on page 2. This year is the first year that ACVP members can vote electronically for their candidates. You will receive an email with a link to the voting site. By clicking on that link and using your ACVP Member ID and Password, you will gain access to the ballot. Please make your choices and click submit.

If you do not have an email address, or email is undeliverable to your address, you will receive a paper ballot that you may return to the National Office for tabulation.

If you have an email address, but prefer to vote with a paper ballot, please contact Wendy Coe, 1-608-443-2466, ext. 149 or wcoe@acvp.org to have a paper ballot sent to you.

**On-line votes must be received on or before June 30. Paper ballots must be postmarked no later than June 30 to be counted.** Election results will be announced at the Annual Business Meeting in December.

**Please note: all candidates are listed in alphabetical order within each category.**

*Change will occur again in 2007, when the exam will move to a three-day format.*

### Pages 2-4, 6

- Nominated Officer Candidates

### Page 5

- New ACVP/ASVCP Coalition Residencies

### Pages 8-9

- 2006 Preliminary Program Outline

### Page 10

- Bequest Information

### Pages 11-12

- Members Honored

### Page 12

- HW Casey Scholarship Award Information

### Page 13

- A Student's Perspective
- Grad. Student/Resident Travel Awards

### Page 15

- Student Chapters Update
- ### Insert
- 2006 Sponsorship Opportunities

## Vice President/President-Elect (2007)

Vice President/President-Elect (2007) automatically becoming President in 2008.

### John Cullen

Vision Statement: The ACVP represents a diverse group of professionals who work in a wide range of settings. The organization's goals must address the needs of anatomic and clinical pathologists in academic, diagnostic, and pharmaceutical positions. In order to accomplish this, the ACVP needs to work with and understand the activities of related national and international professional organizations for the general benefit of veterinary pathology. In addition, our goals should include developing strategic efforts to recruit and train the pathologists of the future, to provide educational opportunities for our members to adapt to the scientific advances of the future, and to position the college to play an expanded role in a changing, globalized environment.



Education: BA, University of Pennsylvania, 1971; VMD, University of Pennsylvania, 1975; PhD, University of California, Davis, 1985; Diplomate, American College of Veterinary Pathologists, 1982.

Professional Positions: Internship, Angell Memorial Animal Hospital, 1975-1976; Private Practice, 1976-1979; Residency in Anatomic Pathology, University of California, Davis, 1979-1984; Assistant, Associate and Full Professor, Department of Population Health and Pathobiology, College of Veterinary Medicine, North Carolina State University, 1984-present. NCSU Academy of Outstanding Teachers, 1990; Alumni

*continued on page 6*

### Wanda M. Haschek-Hock

Vision Statement: Promote veterinary pathology in human and animal health, maintain veterinary pathology educational standards, and increase recruitment into veterinary pathology.



Education: BVSc (Honors), University of Sydney, 1973; PhD, Cornell University, 1977; Diplomate, American College of Veterinary Pathologists, 1977; Diplomate, American Board of Toxicology, 1980; Certificate of Business Administration, 2001.

Professional Positions: Scientist, Oak Ridge National Laboratory, Tennessee, 1978-1982; Associate Professor, Professor, Department Head (1995-2001) and Director, Graduate Training Program in Toxicologic Pathology, Department of Veterinary Pathobiology and Veterinary Diagnostic Laboratory, College of Veterinary Medicine, University of Illinois, 1982-present.

Scientific Interests and Experience: Professor with 30 years experience in education and research in toxicologic and diagnostic pathology; over 100 scientific publications; senior editor of the *Handbook of Toxicologic Pathology*, 1991 and 2002, and *Fundamentals of Toxicologic Pathology*, 1998. Actively involved in the Society of Toxicology - Associate Editor for *Toxicological Sciences*, 1995-1999; Editorial Board for *Fundamental and Applied Toxicology*, 1984-1990, and President, SOT Comparative and Veterinary Specialty Section; Society of Toxicologic Pathology - Editorial Board, 1992-1995, and Associate Editor, 2005-2008, of *Toxicologic Pathology*; Councilor and Chair, Executive Committee, 1992-1996, Secretary/Treasurer, 2002-2005. Served on the FDA Veterinary Medicine Advisory Committee, and Board of Directors for the American Board of Toxicology and the Charles Louis Davis DVM Foundation.

ACVP Activities: Editorial Board, *Veterinary Pathology*, 1983-1986; Examination Committee, 1991-1992; Councilor, 1997-2001, Recruiting Committee (Demographic Subcommittee, Chair), Subspecialty in Toxicologic Pathology, 1998-2005, ACVP/STP Coalition for Veterinary Pathology Fellows, Board of Governors, Secretary, 2004-2007. ■

### ACVP Executive Offices:

2810 Crossroads Drive, Ste. 3800  
Madison, WI 53718-7961 USA

Phone: +1-608-443-2466

Fax: +1-608-443-2474

E-Mail: [info@acvp.org](mailto:info@acvp.org)

ACVP Website: <http://www.acvp.org>

### ACVP Newsletter Editor:

Michael J. Topper, DVM, PhD, DACVP  
Director, Clinical Pathology  
Merck & Co., Inc.  
WP45-231

770 Sumneytown Pike, PO Box 4  
West Point, PA 19486-0004

Phone: +1-215-652-0803

Fax: +1-215-652-7758

Email: [Michael\\_Topper@merck.com](mailto:Michael_Topper@merck.com)

One more Candidate for Vice President/ President-Elect on page 3. ➔

## Vice President/President-Elect


### Evan Janovitz

**Vision Statement:** The continued success of the ACVP depends on the creativity, resourcefulness, and altruism of our current and future members. The latter will come from a broadening base of national, ethnic, and cultural backgrounds and pursue a widening spectrum of career paths in veterinary pathology. The ACVP strategic plan embraces this reality and the ACVP leadership has the responsibility of ensuring that our diversity is well leveraged. We must recognize and respond proactively to changes in the kind of jobs we will be doing and how we will be doing them. At the same time, we must continue to promote our profession so that it is seen as a desirable and attainable goal for dedicated students. We should accept the difficult challenge of identifying and defining the basic knowledge and skill sets required of practicing veterinary anatomic and clinical pathology in the 21st century, and then facilitate the use of this information to positively impact our certification process, educational sessions, and journal. ACVP leadership should strive to focus the time and effort that members donate to the college, and be willing to eliminate unnecessary or low-value work. This requires encouraging feedback and promotes broader participation in college activities. Aligned with this goal is strengthening liaisons between the ACVP and allied organizations, finding more opportunities for collaboration on a variety of common goals. An ACVP president has one year to carry forward the traditions of our college, help guide its many committees, and represent its interests. My experience in academics and industry, and on the ACVP Council and the certifying examination committee, provide me with the broad and current perspective needed for this honorable task.

**Education:** BS, The Ohio State University, 1976; DVM, The Ohio State University, 1980; PhD, Purdue University, 1987; Diplomate, American College of Veterinary Pathologists, 1987.

**Professional Positions:** Small animal practitioner, 1980-1982; Resident and graduate teaching assistant, Purdue University, 1982-1986; Assistant Professor of Veterinary Pathology, Texas A&M University, 1986-1988; Diagnostic Veterinary Pathologist, Purdue University, 1988-2002; Principal Veterinary Pathologist, Bristol-Myers Squibb Co., 2002 to present.

**Scientific Interests and Experience:** Investigative toxicologic pathology; Drug discovery and development; Animal models of metabolic diseases; Veterinary



*continued on page 6*

## Councilor (2007-2010)

### R. Mark Simpson

**Education:** BS, University of Georgia, 1977; DVM, University of Georgia, 1981; Residency/PhD, Louisiana State University, 1989; Diplomate, American College of Veterinary Pathologists, 1990.

**Professional Positions:** Mixed-species private practice, 1981-1983; Instructor of Clinical Pathology, NC State University, 1989-1991; Veterinary Medical Officer, Laboratory of Immunogenetics, National Institute of Allergy and Infectious Diseases, NIH, 1991-2001; Investigative Pathologist and Head, Comparative Molecular Pathology Laboratory Unit, National Cancer Institute, NIH, 2001-present; Founding Director, NCI Comparative Molecular Pathology Training Partnership Program, 2003-present; Adjunct graduate faculty, Michigan State University and University of Maryland, 2004-present.

**Scientific Interests and Experience:** Anatomic and Clinical Pathology diagnostic and teaching experience in both diagnostic lab and teaching hospital settings; Interests in developing and applying new research technologies to disease pathogenesis investigations; Correlating pathology with molecular diagnostics and imaging; Infectious causes of cancer; Credentialing and making refinements in animal models; Developing and supporting pathologist training; Organized and direct a pathology training consortium among four Colleges of Veterinary Medicine and four NIH institutes; provide internship/externship for veterinary students; Interests in advancing continuing professional development for within-career pathologists, while advocating for diversification of professional niches for veterinary pathologists; member ASVCP 15 years+; ASVCP Nominating Committee, 2000; Mouse Models of Human Cancer Consortium Participant on Classification of Hematopoietic Neoplasms in the Mouse, 2000; National Institute of Diabetes and Digestive and Kidney Diseases Grant Study Section Reviewer, 2003; Ad hoc reviewer for seven biomedical journals including *Veterinary Pathology* and *Veterinary Clinical Pathology*.

**ACVP Activities:** Education Committee, reorganized committee and participated in consolidation of joint ACVP and ASVCP annual meeting (current format), 1998-2002; 49th Annual Meeting: Vice Chair, Infectious Diseases Specialty Group, 1998; 50th Annual Meeting: Chair; Infectious Diseases Specialty Group; Organizer, Infectious Disease Mini-Symposium; Organizer, Laser

*continued on page 6*

*Two more Candidates for Councilor on page 4. ➡*

## Councilor (2007-2010)

**Mike Topper**

Education: BSA, University of Georgia, 1976; DVM, University of Georgia, 1980; Residency in anatomic pathology, Armed Forces Institute of Pathology, 1985-1988; Diplomate, American College of Veterinary Pathologists, 1988; Residency in clinical pathology, University of Georgia, 1990-1993; PhD, University of Georgia, 1997.



Professional Positions: U.S. Army Veterinary Corps, 1980-2002, retiring at the rank of Colonel; Lab animal veterinarian, U.S. Army Environmental Hygiene Agency (USAEHA), Aberdeen Proving Grounds, MD, 1980-1982; Executive Officer and Commander, 72nd Medical Detachment (VS), Nuremberg, Germany, 1982-1985; Resident, Armed Forces Institute of Pathology (AFIP), Washington, DC, 1985-1988; Staff Pathologist, U.S. Army Medical Research Institute of Infectious Diseases (USAMRIID), Ft. Detrick, MD, 1988-1990; Resident and graduate student, University of Georgia, Athens, GA, 1990-1993; Chief, Clinical Pathology Laboratory and Chief, Department of Ultrastructural Pathology, Walter Reed Army Institute of Research (WRAIR), Washington, DC, 1993-1995; Chief, Department of Comparative Pathology, WRAIR, 1995-1997; Deputy Director, Division of Pathology, WRAIR, 1997-1999; Chair, Institutional Animal Care and Use Committee, and Director, Division of Pathology, WRAIR, 1999-2002. Director, Pathology, TherImmune Inc., Gaithersburg, MD, 2002-2003. Senior Director, Pathology, Gene Logic Inc., Gaithersburg, MD, 2003-2005. Director, Clinical Pathology, Safety Assessment, Merck Research Laboratories, West Point, PA, 2005-present.

Scientific Interests and Experience: Hemostasis; Laboratory animal clinical pathology; Disaster preparedness; Foreign animal, exotic, and emerging diseases; Mentoring of pathologists and veterinary students; Author/co-author of ~50 scientific publications and abstracts; Organized veterinary medicine; President, District of Columbia Veterinary Medical Association (DCVMA), 1996; Operations Officer, Veterinary Medical Assistance Team (VMAT)-2, 1999-present; Delegate, American Veterinary Medical Association House of Delegates, representing the DCVMA, 2000-2005; Member, American Veterinary Member Services Committee, representing Board-certified specialists, 2000-2005; University of Georgia College of Veterinary Medicine, Alumni Association Executive Board, 2004-present; Member, Society of Toxicologic Pathology, 2001-present; Member,

*continued on page 6*

**Maxey Wellman**

Education: BS, The Ohio State University, 1973; DVM, The Ohio State University, 1978; Small Animal internship, Cornell University, 1978-1979; MS, University of Illinois, 1981; PhD, The Ohio State University, 1986; Diplomate, American College of Veterinary Pathologists, 1987.

Professional Positions:

Instructor, Department of Veterinary Pathobiology, The Ohio State University, 1984-1987; Assistant and Associate Professor, Department of Veterinary Biosciences, The Ohio State University, 1987-present. Section Head, Clinical Laboratories, OSU Veterinary Teaching Hospital, OSU, 1998-present. Training Coordinator, clinical pathology residency program, The Ohio State University, 2003-present.

Scientific Interests and Experiences: Research interests include the pathogenesis of FeLV-induced erythroid aplasia, the pathogenesis of histiocytic disorders in dogs and cats, the pathogenesis of lymphoproliferative diseases of large granular lymphocytes, and the structure and function of the bone marrow microenvironment. Established the DH82 cell line used in the study of histiocytic disorders in dogs and in studies of the pathogenesis of rickettsial diseases in various species and a canine LGL cell line used in the pathogenesis of lymphoproliferative disorders in dogs. Teaching and service interests include diagnostic cytology, hematology, and clinical chemistry. Co-authored two cytology manuals, directly involved in professional, graduate, and continuing education in veterinary clinical pathology. Actively involved in training and mentoring clinical pathology residents (14) and graduate students (9). Team leader of clinical pathology core curriculum course, 1995-present. Author/coauthor of over 40 scientific publications, book chapters, and abstracts. Co-chairperson, 20th Annual Waltham/OSU Hematology & Oncology Symposium, 1996. Member, Executive Board, American Society for Veterinary Clinical Pathology (ASVCP), 1995-1998; President, ASVCP, 1997-1998; Chairperson, Slide Review Session, ASVCP, 1996; Chairperson, Clinical Pathology Session, ACVIM, 1997; Chairperson, Scientific Session, ASVCP, 1997; Editorial Board, *Veterinary Clinical Pathology*, 2005-2008; Editorial Board: *Comparative Clinical Chemistry*, 1991-present; Education Committee, ASVCP, 2005-present.

ACVP Activities: Proctor, Examination Committee, 2000. Nominations Committee, 2001; Member, Examination Committee, 2001-2004; Chair, Clinical Pathology Examination Committee, 2005. General Chair, Examination Committee, 2005. ■

## Fellows Selected for Six New ACVP/STP Coalition Residencies

Gary Cockerell, DVM, PhD

Industry continues to provide outstanding financial support for the ACVP/STP Coalition for Veterinary Pathology Fellows. The Coalition is indebted to the following companies and individuals for their generous support:

Sponsor (Person Responsible)	Type of Funding
GlaxoSmithKline (Les Schwartz/Heath Thomas)	3 anat path residencies (2006-2009)
Pfizer (Ricardo Ochoa)	2 anat path residencies (2006-2009)
sanofi-aventis (Tom Monticello)	1 anat path residency (2006-2009)
Amgen (Russ Cattley)	1 anat path residency (2007-2010)
Bristol-Myers Squibb (Mark Dominick)	1 PhD grad student (2007-2010)
Allergan (Tim Terrell)	Unrestricted grant
Bristol-Myers Squibb (Jerry Frantz)	Unrestricted grant
Experimental Path Labs (Jerry Hardisty)	Unrestricted grant
Integrated Lab Systems (Susan Elmore)	Unrestricted grant

...six new three-year residency positions have been funded with trainees starting this year.

As shown in the table above, six new three-year residency positions have been funded with trainees starting this year. Two additional positions have been funded so far this year. A Request for Applications for these positions and others for which funding is still being secured will be issued to North American training institutions this summer, with trainees to start after awards are made in the fall.

Participants in this year's six new anatomic pathology residencies are as follows:

Sponsor	Training Institution	Mentors		Fellow (DVM, Year)
		Sponsor	Training Inst	
GlaxoSmithKline	Univ Calif, Davis	Justin Vidal	Linda Munson	Torrie Crabbs (NCSU, 2006)
GlaxoSmithKline	Colorado St Univ	Brad Hamilton	Gary Mason	David Gardiner (Cornell, 2006)
GlaxoSmithKline	Univ Illinois	Rich Peterson	Matt Wallig	Sandeep Akare (Nagpur, India, 1995)
Pfizer	Purdue Univ	Jim Hartke	Peg Miller	Robert Johnson (Purdue, 2006)
Pfizer	Ohio St Univ	Roberto Guzman	Mike Oglesbee	Lyn Wancket (III, 2006)
sanofi-aventis	NC St Univ	Tom Monticello	John Cullen	Danielle Lewis (NCSU, 2006)

Congratulations to all participants and especially to the outstanding inaugural class of ACVP/STP Coalition for Veterinary Pathology Fellows!

In other news, **Bob Maronpot** has been appointed to replace **John Strandberg** as an ACVP representative, and **Tom Monticello** and **Pierre Tellier** have been appointed to replace **John Robertson** and **Vince Meador** as STP representatives on the Coalition Board of Governors. The Coalition thanks Drs. Strandberg, Robertson and Meador for their service, and welcomes Drs. Maronpot, Monticello and Tellier to their important positions. The Board of Governors has provided critical input as the Coalition continues to set new precedents. Finally, the Coalition is establishing its own web site. This site will be announced as soon as it goes on-line; in the meantime, Coalition information can continue to be accessed on the web sites of either ACVP (<http://www.acvp.org/training>) or STP (<http://www.tox-path.org>, select "Student Information" from the "For Students" pull-down menu). Other questions can be addressed to the Coalition Director, **Gary Cockerell** ([alliances@cockerell.org](mailto:alliances@cockerell.org)).

John Cullen (continued from page 2)

Distinguished Professor of Undergraduate Education, 1996-1998. Study leaves: National Institutes of Environmental Health Sciences, RTP, NC, 1998; GlaxoSmithKline, RTP, NC, 2005-2006.

Scientific Interests and Experience: Pathogenesis of toxic hepatocellular or biliary injury and hepatitis B virus infection in animal models; Diagnostic pathology of hepatic diseases. Professional, graduate, and continuing education in anatomic pathology.

Coordinator of NCSU anatomic pathology resident training program 1986-present; Author or co-author of more than 100 peer-reviewed publications, book chapters and proceedings. Member Society of Toxicologic Pathology 1986-present; Society of Toxicologic Pathology, Strategic Planning Committee, 1999-2000, Education Committee, 2002-2003. Board of Scientific Councilors-Technical Reports Subcommittee, National Toxicology Program 1997-2000; Panel Member Pathology Working Groups, NIEHS, 1985-present. Grant Review: USDA panel member and ad hoc, 1993-present; Consultant to American Chemistry Council and a variety of pharmaceutical companies.

ACVP Activities: Examination Committee proctor 1993, Examination Committee Member 1994-1998, General Chair of the Examination Committee 1998, Editorial Board Member, Veterinary Pathology 1996-2000; ACVP Councilor 2003-present, Strategic Planning Committee 2005. ■

Evan Janovitz (continued from page 3)

pathology education: previously served as training program coordinator and mentor for pathology residents, developed practice exam website for Training Coordinators; Contributor to AFIP, MAVP, and RTPA slide conferences; Author or co-author of more than 30 papers; Contributor and/or speaker on more than 30 abstracts, platform presentations, or posters.

ACVP Activities: Surgical Pathology Specialty Group Chair 1992; ACVP Examination Committee Proctor, 1994, ACVP Examination Committee Member 1996-2000; ACVP Examination Committee Chair (Anatomic Pathology), 1999; Training Coordinators Committee, 2001 to present; ACVP Re-Qualifying Exam Committee 2004 to present; ACVP Councilor 2002-2005. ■

R. Mark Simpson (continued from page 3)

Capture Microdissection Workshop, 1999; 51st Annual Meeting: Chair, Experimental Pathology; Organizer, Mini-Symposium on Induced Mutant Mouse Models Phenotyping; Organizer, 2nd Laser Capture Microdissection Workshop, 2000; 52nd Annual Meeting: General Chair, Scientific Program Committee (Salt Lake City); Organizer, Concurrent Session on In Vivo Imaging in Pathology; Organizer, Flow Cytometry Workshop; Organizer, Late Breaking Session on Bioterrorism; Co-chair, Stem Cell Biology Plenary Session, 2001; 53rd Annual Meeting: Co-chair, Cancer Genetics Plenary Session, 2002; Participant and assisted preparation of ACVP position paper for National Academy of Sciences study on National Needs For Research in Veterinary Science, 2004; Presented training and careers in veterinary pathology to veterinary students at 13 US veterinary schools, 2004-2005; Member, 2006-2011 ACVP Strategic Planning Committee, 2005. ■

Mike Topper (continued from page 4)

American Society for Veterinary Clinical Pathology, 1988-present.

ACVP Activities: Member, Recruiting Committee, 2000-2005; Chair, Student Chapter Subcommittee, 2001-2005; Member, Public Relations/Marketing Committee, 2005-present; Chair, Recruiting Committee, 2005-present; ACVP Newsletter Editor, 2001-present. ■



**2007 ACVP • Future Annual Meeting Site**  
November 10-14, 2007  
Westin Savannah Harbor Golf Resort & Spa  
The Savannah International Trade & Convention Center  
Savannah, Georgia

Westin Savannah Harbor Golf Resort & Spa • <http://www.westinsavannah.com>  
Savannah International Trade & Convention Center • <http://www.savtcc.com/>  
Savannah Convention & Visitors Bureau • <http://www.savcvb.com>

5-Year Strategic Plan (continued from page 1)

ASVCP, and AAZV. A professional facilitator, Lori Silverman, lead the Group, and members of the Rees Group joined us. Participants included: **Page R. Bouchard, Gary L. Cockerell, Wendy J. Coe, John M. Cullen, Nancy E. Everds, Nancy A. Gillett, Robert L. Hall, R. Keith Harris, David J. Honor, Elizabeth W. Howerth, Evan B. Janovitz, Krista M.D. La Perle, Michael D. Lairmore, Lawrence D. McGill, Lisa M. Miller, Derek A. Mosier, Linda Munson, Ricardo Ochoa, Bennie I. Osburn, D. Reid Patterson, Susan Rees, John E. Sagartz, Eva A. Sartin, R. Mark Simpson, Bryan L. Stegelmeier, Paul C. Stromberg, Maja M. Suter, Scott P. Terrell, Heath C. Thomas, Keith G. Thompson,** and **Mary Anna Thrall.**

Prior to the planning session, participants were assigned to ten working groups charged with collecting data and answering questions relative to the impact on the ACVP of trends in the following areas: consumer/economic/social environment, industry perspectives, government legislation and regulations, media relations, technology, corporate and professional sponsorships, specialty credentialing and certifying processes, future/potential members and competitors, and ACVP as an association. Following reporting and analysis of this information at the meeting, participants were asked to project themselves to the year 2025 to predict the environment in which ACVP will be operating. They then identified potential threats to ACVP, and discussed their impact on the organization. The principal potential threats identified were: a continued shortage of veterinary pathologists and training programs to meet that need; having our niche filled by paraprofessionals, non-veterinary professionals, foreign veterinary pathologists, or computer-based technologies; and the emergence of new technologies in biomedical research that will require changes to our training and certifying processes.

### Strategic Goals and Objectives for 2007-2012

The Group recognized that the goals of the **2003-2006 Strategic Plan** were still important to the College, and efforts to meet those goals should continue over the next five years. Those goals are:

- Increase the supply of veterinary pathologists
- Build the Endowment Fund
- Increase the visibility and image of ACVP

Three additional strategic goals were recommended for the **2007-2012** Strategic Plan:

1. Develop veterinary pathologists for the future
2. Identify innovative ways to meet future demands
3. Develop strategic partnerships to achieve common goals

The **objectives** under each goal were defined as:

1. Develop veterinary pathologists for the future.
  - Establish the **Role Delineation Committee**
    - Conduct role delineation studies for the current and future roles of veterinary pathologists
  - Establish the **Training Program Development Committee**
    - Define and develop ways to assure sustainability and excellence of training programs
    - Provide recommendations to the Examination Committee to align the certification process with role delineation results
    - Make recommendations to training programs based on role delineation results
    - Review and make recommendations for credentialing requirements for candidates
  - Charge the **Education Committee** with:
    - Developing life-long learning opportunities
    - Developing guidelines for continued competency
2. Identify innovative ways to meet future demands.
  - Establish the **Complementary Resources Committee**
    - Interact with the Role Delineation Committee to define future demands in industry, diagnostics, and academia
    - Identify options to meet the demands including paraprofessionals and technology
    - Engage in development of validation and certification standards for these options
    - Study the impact of outsourcing on the College
3. Develop strategic partnerships to achieve common goals.
  - Establish the **Strategic Partnerships Committee**
    - Investigate opportunities for:
      - Training
      - Continuing education
      - Influencing regulatory policy
      - Collaborative scientific interests
      - Enhancing public visibility
      - Enhancing participation in integrated medicine
    - Enhance relationships with allied organizations, including AVMA, STP, ASVCP, ACLAM, ECVP, AAVMC, AAVLD, C.L. Davis Foundation, governmental agencies, AMA, CAP, and ASIP

---

*The Group recognized that the goals of the 2003-2006 Strategic Plan were still important to the College...*

---



---

*The Group revised the ACVP mission and vision statements to more clearly position ACVP members...*

---

### The ACVP Mission and Vision

The Group revised the ACVP mission and vision statements to more clearly position ACVP members as scientists whose knowledge, research, and training interacts with human health, as well as, environmental and animal health.

*continued on page 10*

**A Few Major Attractions in the Tucson Area:**

**Arizona-Sonoran Desert Museum**

In the heart of the Sonoran Desert: living exhibits include more than 1,300 types of plants, 300 kinds of animals..

**Biosphere 2**

World's largest, glass-enclosed mini-world "Exploring Earth's Future." Guided "Under the Glass" tours.

**Colossal Cave Mountain Park**

This desert refuge has sheltered people for over a thousand years. It has been home, shrine, hideout, challenging workplace, exciting playground, tranquil retreat. On the National Historic Register, the 2,000-acre Park showcases crystal-filled Colossal Cave and historic La Posta Quemada Ranch.

**International Wildlife Museum**

Featuring natural-history collections from around the world, hands-on exhibits.

## 2006 Preliminary Program Outline for Concurrent ACVP and ASVCP Annual Meeting

### Saturday, December 2, 2006

8:00 a.m.-5:00 p.m.

**ASVCP Pre-Meeting Workshop**  
Immunoassays-Validation and Quality Control

8:00 a.m.-5:00 p.m.

**C.L. Davis Foundation Pre-Meeting Workshop**  
Cytology for Anatomic Pathologists

8:00 a.m.-5:00 p.m.

**ITPIG Pre-Meeting Workshop**  
Nanotechnology: Advances and Utility in Diagnostics and Biomedical Sciences

5:30 p.m.-7:30 p.m.

**ASVCP: Teaching Clinical Pathology**

7:00 p.m.-8:30 p.m.

**Opening Reception**

### Sunday, December 3, 2006

7:00 a.m.-8:00 a.m.

**Student Breakfast**

8:00 a.m.-12:00 noon

**ASVCP Education Symposium: Acute Phase Reactants and Proteomics in Veterinary Clinical Diagnostics**

- Acute Phase Proteins: Form, Function, and Analysis
- Acute Phase Proteins as Biomarkers of Disease in Production Animals
- Acute Phase Proteins as Biomarkers of Disease in Companion and Laboratory Animals
- Proteomics: Where We Are and Where We Need to Go

8:00 a.m.-12:00 noon

**Natural Disease Specialty Group Session I**

- COPD, Heaves, IAD: Sorting Out the Phenotypes of Chronic Airway Disease in the Horse
- Henipaviruses: Pathogenesis, Spillover and the Bat Enigma

8:00 a.m.-12:00 noon

**Mini-Symposium: Molecular Diagnostics**

- Overview on the Current Status and Spectrum of Molecular Diagnostics
- Array-based Comparative Genomic Hybridization in Cancer Cytogenetics
- Selection of Patients for Targeted Cancer Therapy: Development of Herceptin® Diagnostics
- Regulatory Perspectives on the Co-development of a Therapeutic and Specific Device Test

8:00 a.m.-12:00 noon

**Concurrent Session I: Work Life Balance**

- Work Life Studies and Resources Related to Scientists
- Work-Life Issues for Academic Faculty-Having It All
- Managing Work Life in Government: Strategies and Best Practices
- Industry Building Quality of Life into a Productive Work Environment

- Future Faculty Development, Work Life Issues that Help and Hurt Recruitment

12:15 p.m.-1:15 p.m.

**Emerging Disease Focus Seminar**

1:00 p.m.-4:30 p.m.

**ASVCP Veterinary Laboratory Professionals Session I**

- Imaging the Possibilities: Sysmex XT-2000 Hematology Analyser – Technology and Case Studies
- Transport of Biologics
- Use of the PFA-100, Platelet Function Analyser at the Atlantic Veterinary College

1:30 p.m.-5:00 p.m.

**ASVCP Clinical Pathology Scientific Session I**

- Hcpicidin, the Principal Iron Regulatory Hormone in Health and Disease

1:30 p.m.-5:00 p.m.

**Experimental Disease Specialty Group Session I**

- Airway Generation-Specific Remodeling, Immune and Inflammatory Cells and Cytokines In Allergen-Challenged Rhesus Monkeys
- The Endothelial Cell in Vascular Remodeling: Pathology of the Microenvironment

1:30 p.m.-5:00 p.m.

**Natural Disease Specialty Group Session II**

- The Genus Clostridium: Cosmopolitan Pathogens
- Feline Intestinal Lymphoma: Mucosal Architecture, Immunophenotype and Molecular Clonality

1:30 p.m.-5:00 p.m.

**Toxicologic Pathology Specialty Group Session I**

- Patterns of Pathobiologic Response to Bioactivated Respiratory Toxicants: Relation to Bioactivation and Detoxification Profiles
- Integrating Metabolism, Genetics, and Proteomics to Unravel the Mechanisms of Chemical-induced Nephrocarcinogenicity

4:30 p.m.-6:30 p.m.

**ASVCP Business Meeting**

5:00 p.m.-6:00 p.m.

**ACVP Gross and Microscopic Exam Slide Review**

6:00 p.m.-7:30 p.m.

**ACVP Town Meeting**

7:30 p.m.-9:30 p.m.

**Mystery Slide Review and Neuropathology Case Presentations**

### Monday, December 4, 2006

8:00 a.m.-12:00 noon

**ASVCP Veterinary Laboratory Professionals Session II**

- Forcyte: Dual Impedance and Laser Method Comparison and Technical Review
- The LaserCyte Hematology Analyser
- Immunoassay – Quality Control

8:00 a.m.-12:00 noon

**Plenary Session: Innate Immunity at Mucosal Surfaces**

- Mucosal Innate Immunity: Introduction and Pre-term Birth Differences
- Defensins as Agents of Mucosal Innate Immunity
- Role of the Airway Epithelium in Health and Disease
- Defensins Dampen the Mucosal Cytokine Response to Microbial Antigens
- If Lung Defenses are this Advanced, Why is Bronchopneumonia so Pervasive?

12:15 p.m.-1:15 p.m.

**ACVP Clinical Pathology Examination Slide Review**

1:00 p.m.

**Optional Tours / Free Afternoon**

7:00 p.m.-9:00 p.m.

**Mystery Slide Seminar and Case Presentations: Respiratory Pathology**

## Tuesday, December 5, 2006

8:00 a.m.-12:00 noon

**ASVCP Veterinary Laboratory Professionals Session III**

- Bayer ADVIA Hematology Instrument
- Does Chemiluminescence Immunoassays Work in the Veterinary Laboratory?

8:00 a.m.-12:00 noon

**ASVCP Clinical Pathology Scientific Session II**

- The Role of Antimicrobial Peptides in Innate Immunity

8:00 a.m.-12:00 noon

**Concurrent Session II: From Lab to Labrador: Translational Oncology in Veterinary Medicine**

- Informing the Development Path of New Cancer Drugs through a Comparative Approach
- Of Mice and Men (and Dogs): The Development of a Xenogeneic DNA Vaccine Program for Cancer at the Animal Medical Center
- How Molecular Imaging can Help Selecting Drug Candidates for Clinical Development
- Kinase Dysfunction in Canine Cancer

8:00 a.m.-12:00 noon

**Concurrent Session III: Thymic Disorders**

- Thymus Toxicology
- Thymus Dysfunction in Common Gamma Chain-deficient Dogs
- Thymus Reconstitution
- Pathogenesis of Feline Immunodeficiency Virus in the Thymus

1:30 p.m.-5:00 p.m.

**ASVCP Case Review Session**

1:30 p.m.-5:00 p.m.

**Diagnostic Pathology Specialty Group Session**

1:30 p.m.-5:00 p.m.

**Education Specialty Group Session**

- Principles of Excellent Teaching Practice: What Educators Need to Do and Students Need to Experience

1:30 p.m.-5:00 p.m.

**Experimental Disease Specialty Group Session II**

- Studies for Cross-Validating Tumor vs. Response-Related Clinically Relevant Serum Biomarker Proteins in Pre-Clinical Models
- New Mouse Models of Retinoblastoma

1:30 p.m.-5:00 p.m.

**Toxicologic Pathology Specialty Group Session II**

- The Application of Hematologic and Hematopoietic Toxicology Investigation to Pharmaceuticals Discovery
- The Neuro-Endo-Hematopoietic Connection

5:15 p.m.-6:30 p.m.

**ACVP Business Meeting**

7:00 p.m.-9:00 p.m.

**ACVP Presidential Reception**

## Wednesday, December 6, 2006

8:00 a.m.-12:00 noon

**Young Investigator Award Poster Session**

8:00 a.m.-12:00 noon

**Concurrent Session IV: Hemostasis**

- The Role of Hemostatic Dysregulation in the Development of Multiple Organ Failure in Critically Ill Patients
- Thromboembolic Disease - The Utility of D-dimers and FDPs
- Selectins, Platelets, Leukocytes and Thrombosis
- Intravascular Anticoagulation - Increasing the Diseases-specificity of Antithrombotic Therapy

8:00 a.m.-12:00 noon

**Concurrent Session V: Stem Cells**

- Reprogramming Somatic Cells by Nuclear Transfer or Parthenogenesis
- Umbilical Cord Matrix Stem Cells: Characterization and Potential Applications
- Bovine Neural Stem/progenitor Cells
- Development of Bone Marrow-derived Multipotent Stem Cells from the Dog
- Ethical Considerations in Stem Cell Research and Applications

8:00 a.m.-12:00 noon

**Mini-Symposium: Arteriviridae: Equine Viral Arteritis, PRRS and the PRRS-Circovirus Dilemma**

- An Introduction to the *Nidovirales* – *Arteriviridae*; Equine Arteritis, Porcine Reproductive and Respiratory Syndrome, Lactate Dehydrogenase-elevating, and Simian Hemorrhagic Fever Viruses
- Equine Viral Arteritis: Pathogenesis and Diagnoses
- Porcine Reproductive and Respiratory Syndrome
- Porcine Circovirus and the PRRSV-Circovirus Dilemma

1:00 p.m.-5:00 p.m.

**Post-Meeting Workshop I**

Emerging Technology, Virtual Slides

1:00 p.m.-5:00 p.m.

**Post-Meeting Workshop II**

Environmental Health and Pathology of Wildlife

**Mission San Xavier del Bac**

Acclaimed as finest example of mission architecture in U.S. Southwest of Tucson on Tohono O'odham Reservation.

**Saguaro National Park West**

This unique desert is home to the most recognizable cactus in the world, the majestic saguaro, which grows only in the Sonoran Desert. More than 150 miles of hiking trails, ranging from flat and easy strolls in the Sonoran Desert to steep and rugged hikes into the Rincon Mountains.

**Tombstone's Historama**

Authoritative account of Tombstone's history from Geronimo's Apaches to modern times, including O.K. Corral® gunfight.

**Tucson Botanical Gardens**

An urban oasis of 5+ acres with 15 specialty gardens that surround visitors with beauty and inspiration.

Information courtesy of the Metropolitan Tucson Convention & Visitors Bureau

Secretary/Treasurer's Corner (continued from page 1)

**2006 CLINICAL PATHOLOGY EXAM SCHEDULE**

Wednesday	Morning:	Clinical Biochemistry Cytology and Surgical Pathology Visuals
	Afternoon:	Cytology and Surgical Pathology Microscopic Cytology and Surgical Pathology Written
Thursday	Morning:	Hematology Microscopic Hematology Visuals
	Afternoon:	Hematology Written General Pathology

**2007 CLINICAL PATHOLOGY EXAM SCHEDULE**

Tuesday	Afternoon:	Clinical Biochemistry Cytology and Surgical Pathology Visuals
Wednesday	Morning:	Cytology and Surgical Pathology Microscopic Cytology and Surgical Pathology Written
	Afternoon:	Hematology Microscopic Hematology Visuals
Thursday	Morning:	Hematology Written General Pathology

**2006 ANATOMIC PATHOLOGY EXAM SCHEDULE**

Wednesday	Morning:	Microscopic Pathology
	Afternoon:	Gross Pathology
Thursday	Morning:	Veterinary Pathology Elective Modules
	Afternoon:	Clinical Pathology General Pathology

**2007 ANATOMIC PATHOLOGY EXAM SCHEDULE**

Tuesday	Afternoon:	Microscopic Pathology
Wednesday	Morning:	Gross Pathology
	Afternoon:	Veterinary Pathology Elective Modules
Thursday	Morning:	Clinical Pathology General Pathology

**Vote Today!**

Remember to vote for the new Officer and Council Candidates. On-line votes must be received on or before June 30, 2006. Paper ballots must be postmarked no later than June 30, 2006 to be counted.

**IT IS AS YOU WILL**

Do you have a will? The reasons that everyone should are many. Its benefits will be immeasurable for your family and your special concerns in life.

A will can . . .

- help your children, yourself and your estate;
- give structure and form to your intentions about the disposition of your resources;
- assure your continuing support of your favorite charity or cause even though you can no longer support it directly.

A bequest to ACVP through your will is one way to influence the future of the program and services provided by it and, as a result, to affect its future. If a program or activity of ACVP is of particular interest to you, you may wish to make a bequest in that area. There are several forms of bequests and one of them may be most suitable to your needs. You are invited to contact the Wendy Coe at 1-608-443-2466, ext. 149 or by emailing her at wcoe@acvp.org for more detailed information.

One last word of advice is to obtain professional legal counsel when you draw your will and be sure to keep your will up to date.

5-Year Strategic Plan (continued from page 7)

**ACVP Mission:** The American College of Veterinary Pathologists fosters excellence in veterinary pathology to protect and improve animal, human, and environmental health to benefit society.

**ACVP Vision:** To be an innovative and integral contributor to global health solutions by understanding disease.

**Implementing the Strategic Goals**

Implementation of this ambitious strategic plan will require the enthusiasm and energy of many College members. ACVP Council encourages all College members who have an interest in participating in the Plan, to volunteer to serve on one of the strategic committees. If you are interested in joining a committee, please contact Wendy Coe (wcoe@acvp.org; 1-608-443-2466, ext. 149) at the ACVP Executive Offices, 2810 Crossroads Drive, Suite 3800, Madison, WI 53718-7961. ■

## Members Honored

### ASVCP Lifetime Achievement Award

In the March 2006 Newsletter, **Dr. Bernard McSherry**, Honorary Member of the ACVP, was inadvertently omitted from the list of members of the College that were the first to received the prestigious American Society for Veterinary Clinical Pathology (ASVCP) Lifetime Achievement Award. The ACVP regrets this error.

Dr. Bernard McSherry was a leader in the ASVCP. He was an early member of the society, serving as president in 1974-1975. Ontario Veterinary College became a center of veterinary clinical pathology while he was on faculty. During that time, papers on blood cell kinetics, lead toxicity, lymphosarcoma, bovine ketosis, and coagulation all included him as a coauthor. All of these studies have contributed important information to the specialty of veterinary clinical pathology. Many of his students have become leaders in veterinary clinical pathology in their own right. To understand what he has achieved, it is necessary to understand the circumstances that prevailed at the time he was in his most active years. Following graduation from the Ontario Veterinary College, he started a fifty-mile walk to the adjacent city of London, Ontario, to enlist in the Canadian Field Artillery. He completed officer training and on "D Day," commanded a battery of four guns that commenced firing from the landing craft as they approached the coast of Normandy on that June 6 morning. He fought through the campaign in the lowlands, survived the war, and returned to begin a new era in veterinary laboratory medicine. A review of his publication list shows many foundation papers on important aspects of veterinary clinical pathology. Many of those articles are the scientific basis of how we interpret data and teach students today. His research focused on large animal abnormalities, but it also included small animal and avian studies. One paper stands out. The paper, published in 1954, was on chemical abnormalities of calves with diarrhea. Although these studies are over 50 years old, and were done using techniques long since replaced by faster and more accurate ones, they correctly identified all the basic laboratory abnormalities associated with calf diarrhea. Furthermore, an extensive explanation of potassium kinetics that lead to hyperkalemia in the face of loss of intracellular potassium is as relevant today as it was 51 years ago.

### James Swenberg Named Kenan Distinguished Professor of Environmental Sciences and Engineering

**Dr. James Swenberg**, Diplomate of the ACVP and professor of environmental sciences and engineering, nutrition, and pathology and laboratory medicine at the University of North Carolina at Chapel Hill, has been named Kenan Distinguished Professor of Environmental Sciences and Engineering, an endowed faculty



position awarded to outstanding scholars and teachers. His successful research career has focused on chemical carcinogenesis and toxicology, with an emphasis on studying the role of DNA damage and repair in carcinogenesis, developing highly sensitive assay methods for DNA adduct research, and improving the scientific basis of risk assessment. He joined UNC-Chapel Hill in 1989. Before joining the university, he was a department head at the Chemical Industry Institute of Toxicology from 1978-1989, research scientist and section head of the Pathology & Toxicology Research Unit at The Upjohn Co. from 1972-1978, and assistant and associate professor of veterinary pathology at Ohio State University from 1970-1972. He earned his doctor of veterinary medicine from the University of Minnesota and his doctorate in veterinary pathology from Ohio State University. A prolific author, he has published over 300 scientific papers and has served on the editorial boards of *Cancer Epidemiology, Biomarkers and Prevention*; *Cancer Research*; *Carcinogenesis*; *Chemical-Biological Interactions*; *Chemical Research in Toxicology*; *Environmental Health Perspectives*; *Food and Chemical Toxicology*; *Fundamental and Applied Toxicology*; *Neuro-Oncology*; and *Toxicologic Pathology*. He has been the recipient of numerous awards including the George Scott Award from the Toxicology Forum, the John Barnes Prize Lectureship from the British Toxicology Society, the Distinguished Alumnus Award from Ohio State University's College of Veterinary Medicine, and the Distinguished Research Alumnus Award from the University of Minnesota's College of Veterinary Medicine.

### Thomas Rosol Appointed to NIH Council

**Dr. Thomas Rosol**, Diplomate of the ACVP, Dean and Professor of Veterinary Biosciences at The Ohio State University, has been appointed to the National Advisory Research Resources Council of the National Institutes of Health until January, 2010 by the Secretary

*continued on page 12*

Members Honored (continued from page 11)

of Health and Human Services, Michael Leavitt. The 18-member Council advises the Secretary, Director of the NIH, and Director of the National Center for Research Resources on strengthening health-related research and research resources, and makes recommendations on grants and cooperative agreements that contribute to human health knowledge.

**Nancy Gillett Awarded Honorary Doctorate**

**Dr. Nancy A. Gillett**, Diplomate of the ACVP, was awarded an honorary doctorate of science degree by Purdue University. She is the corporate senior vice president and president of global preclinical services at Charles River Laboratories, Inc.

**Jerry Hardisty Receives Stange Award**

**Dr. Jerry Hardisty**, Diplomate of the ACVP, was awarded the Stange Award by Iowa State University. This award recognizes outstanding professional achievements in the areas of education, government, industry, practice, or other endeavors in veterinary medicine. He is the president of Experimental Pathology Laboratories, Inc., where he has been employed since 1976. After earning his veterinary medical degree from Iowa State University in 1971, he entered the U.S. Army Veterinary Corps. His first job was as the attending veterinarian for the army's BioSensor Research "Super Dog" program at the Walter Reed Army Institute of Research. He is an adjunct professor in the College of Veterinary Medicine at North Carolina State University. He is active in the Society of Toxicologic Pathology (STP) and has served as the STP president in 2000. He is also a Fellow of International Academy of Toxicologic Pathologists.

**Mark Simpson Receives Two NIH Awards**

**Dr. R. Mark Simpson**, Diplomate of the ACVP, recently received a Director's Merit Award and a Mentor of Merit Award from the National Institutes of Health. He received the recognition for integrating a training program for molecular pathology in the NIH Graduate Partnership Program and for working with trainees. The Graduate Partnership Program supports veterinarians who want to pursue graduate study or a residency at a university simultaneously with research training through the NIH. The NIH also sponsors research opportunities for veterinary students through externships and internships. He is a director of the graduate pathology program, which leads to a PhD and eligibility for specialty certification. The partners in the program are Michigan State University; University of Maryland; North Carolina State University; University of Illinois; National Cancer Institute; National Institute of Allergy and Infectious Diseases; National Institute of Diabetes, Digestive, and Kidney Diseases; and National Heart, Lung, and Blood Institute.



Dr. Bill Carlton (right) is congratulated by Dean Timothy Boosinger, Diplomate, ACVP.

**William Carlton Receives Auburn Distinguished Alumnus Award**

**Dr. William Carlton**, former president and Distinguished Member of the ACVP, has been named a recipient of the 2006 Wilford S. Bailey Distinguished Alumnus Award at Auburn University's College of Veterinary Medicine. The award is in honor of his contributions to animal welfare, his community and the profession. A 1960 Auburn veterinary graduate, he finished at the top of his class and then taught pathology while pursuing his PhD at Purdue University, receiving the degree in 1963. He joined the Purdue faculty in 1965, and that same year achieved board certification. In 1989, he was named the Leslie Morton Hutchings Distinguished Professor of Veterinary Pathology, one of the highest honors a professor can receive at Purdue. When he retired in 1995, he continued as professor emeritus. He was also the recipient of the 2005 Society of Toxicologic Pathology Achievement Award.

**The Harold W. Casey Scholarship Award**

The Harold W. Casey Scholarship Award is intended to recognize and reward outstanding individuals training in pathology who are striving to achieve ACVP certification. To be considered, the candidate should meet the following qualifications:

- Possess a DVM or equivalent degree and have completed a minimum of two years in a pathology training position in a North American pathology training program.
- Have high motivation and academic excellence in undergraduate veterinary and graduate courses.
- Have as a primary goal the attainment of ACVP Diplomate status.
- Be committed to leadership, scholarship, and service in the veterinary profession.

Recipients may use the annual award of \$750 for educational training supplies or tuition. A letter of nomination from the candidate's supervisor and the resume of the nominee must be received by June 30. Please send the nomination to: Wendy Coe, ACVP, 2810 Crossroads Dr., Suite 3800, Madison, WI 53718-7961.

For more information about the award and candidate qualifications, please visit the ACVP website at [www.acvp.org](http://www.acvp.org).

## A Student's Perspective


### NIEHS – Toxicologic Pathology and Cutting Edge Imaging

Lyn Miller Wancket, ACVP Scholarship Recipient, and Member of the University Illinois Student Chapter of the ACVP

As part of my senior year, I spent six weeks at the National Institute of Environmental Health Science (NIEHS) in Research Triangle Park, NC. I first learned about NIEHS in 2003 when **Dr. Bob Maronpot** visited the University of Illinois. He presented three-dimensional rodent data sets that were produced using magnetic resonance microscopy (MRM), a high resolution version of MRI. After Dr. Maronpot's talk, I wanted to see first hand how tradition pathology could be integrated with novel imaging techniques.

During my six weeks, I worked with Dr. Maronpot on a project using in vivo MRM to detect and monitor the growth of diethyl-nitrosamine-induced liver tumors in mice. Although MRM has been routinely performed on fixed tissue, fewer studies have examined neoplastic development in single animal by comparing multiple in vivo scans to tumors seen on histopathology. The study would hopefully combine the strengths of MRM and histopathology to provide a more complete picture of early tumor development and growth within an individual animal.

My project responsibilities included learning to interpret in vivo and ex vivo MRM images, estimating tumor volumes in the images, managing many gigabytes of data, trimming livers for histology, and correlating histopathological changes with those seen on the MRM scans. To complete the project, I worked closely with scientists at two local contract labs and learned first hand about the extensive pathology collaborations in the RTP areas. I was able to present on the project at NIEHS and the contract labs, and ultimately submitted an abstract for the 2006 Society of Toxicologic Pathology meeting.



In addition to the project, I took advantage of the many opportunities available to pathology trainees in the RTP area. Many of these activities focus on toxicologic pathology, including pathology reviews and lectures at NIEHS and Pathology Working Group sessions (a team of pathologists evaluating toxicology studies, see picture). I was also able to meet pathologists employed in a variety of career settings, including academia (NCSU, UNC), government (NIEHS, EPA, NC State diagnostic lab), and industrial/contract laboratories (ILS, EPL, GlaxoSmithKline). I also had ample time to enjoy the many cultural and natural sites in the area. Whether I was walking around the NIEHS lake, visiting the NC Art Museum, or exploring the many local cities and towns, there was always something new to see.

I want to thank both NIEHS and the ACVP for their support of my externship. My time in North Carolina was by far my favorite senior year rotation. I hope to utilize the skills gained during the project as I begin my anatomical pathology residency and graduate school this June at The Ohio State University.

*I want to thank both NIEHS and the ACVP for their support of my externship.*

### Graduate Student/Resident ACVP Travel Award

ACVP Travel Awards have been approved by ACVP Council for graduate students and/or veterinary pathology residents for participation in the ACVP Annual Meeting. Recipients will be awarded a grant to help defray travel and lodging costs associated with attending the ACVP Annual Meeting. Recipients will be recognized during the ACVP Business Meeting. Nominees must currently be enrolled in a full-time veterinary pathology residency program and/or graduate program in veterinary pathology or a related discipline in the U.S. or Canada, and have a demonstrated interest in ACVP board certification. Nomination of candidates who have recently completed (within twelve months) a graduate and/or residency program in veterinary pathology will also be accepted.

The student must prepare an application packet that consists of the application form, a current curriculum vitae, a statement of their career goals in veterinary pathology, a copy of the submitted abstract, and a letter of nomination from their faculty advisor that summarizes the student's qualifications. The deadline for submission of the packet is July 1, 2006. Submission of a poster or platform presentation at the Annual Meeting is required, and preference will be given to those students whose abstract has been accepted for presentation at the Annual Meeting, and who have not received a previous award. Application forms and instructions are available at [www.acvp.org](http://www.acvp.org). Winners will be notified at the end of August.

*Application forms and instructions are available at [www.acvp.org](http://www.acvp.org).*

*The deadline for submission of the packet is July 1, 2006.*

### ACVP Annual Meeting Proceedings on IVIS

View the Proceedings from ACVP's 2005 and 2004 Annual Meetings on IVIS.

Visit their website at <http://www.ivis.org> and click on "free registration".

The International Veterinary Information Service (IVIS) library includes veterinary textbooks and proceedings of major national and international veterinary organizations. Access to the IVIS Website ([www.ivis.org](http://www.ivis.org)) is free, however, it is reserved to members of the veterinary community (practicing veterinarians, veterinary students and technicians and scientists active in animal health). First time visitors are required to complete a short registration form.

#### Veterinary Pathology Online

View past and present issues of *Veterinary Pathology*, and find submission information at:

<http://www.vetpathology.org/>

### 2006 ACVP Mystery Slide Session – Call for Cases

The 2006 ACVP Mystery Slide Session at the 2006 Annual Meeting will be held on Monday evening, December 6, from 7:00 p.m. - 9:00 p.m. This year's rotating slide session will focus on respiratory pathology. Members interested in submitting an interesting case for presentation consideration are encouraged to contact the session chair, Fabio Del Piero, by e-mail at [fdp@vet.upenn.edu](mailto:fdp@vet.upenn.edu) or by phone at 1-610-444-5800 prior to September 15, 2006.

All meeting participants will be allowed to review the slides prior to the session and slides and answers after the session.

#### Harold W. Casey Memorial Scholarship

Deadline: June 30, 2006

For eligibility and how to apply, see the ACVP website at <http://www.acvp.org/training/casey.php>.

## Obituaries

**Dr. John Bentinck-Smith**, died May 12, 2005, at home. Born January 24, 1919 in Boston, he is a graduate of Harvard University, and received his DVM from Cornell University in 1944. After graduation, he went in the U.S. Army to serve during WW II, upon his return he was employed at the Bronx Zoo, Angell Memorial Animal Hospital in Boston, and then became a Professor of Veterinary Medicine at Cornell, retiring in 1981 as Professor Emeritus. During his time at Cornell, he also spent time working for the Armed Forces Institute of Pathology. Following retirement, he took a position as Professor at Mississippi State University, College of Veterinary Medicine, retiring from there in 1990. He loved to teach, and his students were his priority. He also loved sailing and woodworking. His wife of 43 years, a daughter, and three sons survive him. Memorials may be directed to The John Bentinck-Smith Memorial Scholarship, c/o Mr. Don Stewart, Tompkins Trust Co., PO Box 6437, Ithaca, NY 14851, to be used for scholarships at Mississippi State University and Cornell University for clinical pathology in veterinary medicine.

**Dr. Walter E. (Bud) Tucker, Jr.**, died March 20, 2006 in Brevard, North Carolina. He had lived in Brevard since 1993, after his retirement from Burroughs Wellcome. He was a pharmaceutical research scientist for 30 years, and was Vice President, Toxicology and

Pathology at retirement. During his career, he and his colleagues played a major role in the development of important drugs; among these was Acyclovir, the first antiviral drug to be widely used in man. This was instrumental in the development of other antiviral agents by various research groups. Born and raised in Atlanta, he attended Emory University, and later graduated from the University of Georgia College of Veterinary Medicine. He did post graduate work at the Armed Forces Institute of Pathology, where he and another veterinarian were the first to enter this new program to train veterinarians in pathology. At the end of four years as resident and staff member, he became a Diplomate, American College of Veterinary Pathologists. He was a member of several national scientific groups and published articles in a variety of scientific and clinical medical journals. "Bud", as he preferred to be known, was a very active amateur musician and, after his family, music clearly was his main interest during his retirement years. He played the keyboard and French horn, and was a tenor soloist. Along with several others, he started the Brevard Community Band. He played the French horn in that band, as well as, in the Hendersonville Community Band. His wife and three daughters survive him. Memorial donations can be made to Transylvania County Library Foundation, 105 Broad St., Brevard, NC 28712.

## ACVP Student Chapters Update

Rani Sellers, DVM, PhD, Chair, Student Chapters Subcommittee

“Why would you go into pathology?” I was asked by many a clinician during my senior year in veterinary school. You would have thought it was the abyss, the edge of the world, the dark side—the place where only people with poor social skills and peculiar habits went. However, this perception is clearly mistaken and veterinary pathology is moving to the forefront as a career option for veterinary students, as is demonstrated by the overwhelming veterinary student interest in ACVP Student Chapters (presently 31 Chapters). In fact, 20 of these Chapters were represented at the ACVP Annual Meeting in December, and 16 students submitted and presented posters ranging from laboratory to clinical research. And guess what? They were all lovely people with great social skills! I send many thanks to the students, advisors, and mentors of these Chapters for all their hard work in making veterinary pathology more visible and for generating interest in pathology as a career.

I was able to meet and talk with many of the student attendees at the ACVP meeting. It was wonderful to see how many students are interested in entering into a career in pathology, and how much these chapters were making a difference in the view of pathology as an exciting and diverse career at their institutions. I would like to emphasize that for most Chapters, attendance at the meeting would have been impossible without the ACVP travel grant, as one Chapter president commented: “Although we did fundraising in order to attend the conference, the gracious help from the ACVP insured that all nine students could experience this opportunity.” In addition, one student from Oregon was able to attend and present her poster, only because of the opportunity the travel grant allowed her.

The Illinois Student Chapter of the ACVP sent nine students to Boston this year (Allison M. Fedash, Aaron Felgenhauer, Marcia Chien, Kim Schmidt, Corrin McCann, Kim Boudreau, Lyn Wancket, Cristina Hansen, Stacy Contakos). These students have career plans which range from surgical pathology, clinical pathology, anatomical pathology, swine medicine, small practice medicine, and wildlife pathology, and were kind enough to put together some of their thoughts for this article.

- “I thought it was a great experience! Lectures were very interesting...I was especially pleased with the amount of material covered... Networking was very easy, and I was able to meet so many people at the vendor’s tables and at

evening networking experiences. The internet cafe was essential so I could turn in class homework on time.”

- “I really enjoyed my experience at the ACVP conference...I especially liked the opportunity as a student to be truly involved in the Conference and felt very welcome at ACVP. This was evident by the many activities designed just for veterinary students which included the opportunity to present a poster and the student breakfast. Through these events, I was able to meet many students from other universities with a variety of similar and different interests and enjoyed meeting them.”
- “I was happy to be afforded the opportunity to experience so many wildlife lectures. I plan on obtaining a PhD and become board certified in wildlife pathology, and the lectures really helped me integrate with class work and other conferences that I have attended.... I really appreciated the financial help to attend the ACVP conference.”
- “.... it was good to meet other students who are interested in residencies and to meet current pathologists who I would later work with during my externship (NIEHS). The ability to fundraise at the meeting is invaluable. Overall, many thanks are owed to ACVP for helping fund our last two trips. The support makes it much easier to bring a large group of interested students together.”
- “I plan on applying for a residency in clinical pathology following veterinary school. I enjoyed networking with the many individuals currently in residency programs. A very important part of my ACVP conference was exploring the programs offered in other states so that when my time comes to apply, I will have a better understanding of the residencies available.”
- “I loved the mystery slide shows. As a third year student, I was able to develop my own differentials and then learn from the wide range of experts presenting the material. I also learned about some rare diseases that we have not studied at veterinary school. I was also very pleased that the lectures were presented in a manner in which a student can understand. As president of our chapter, I especially enjoyed meeting officers from other schools and learning about the activities of other pathology clubs.”

---

*I especially liked the opportunity as a student to be truly involved in the Conference and felt very welcome at ACVP.*

---

# 2006 Annual Meeting

## THIRD ANNUAL SILENT AUCTION

### The 2006 ACVP Silent Auction Needs Your Help!

*A great way to support Student Chapters travel to the 2007 Annual Meeting!*

The 2005 Silent Auction raised a little over \$3,400 that will be used to support travel to the 2006 Annual Meeting for ACVP's 31 Student Chapters. We are preparing for the Third Annual Silent Auction that will be even bigger and better!

ACVP needs items that will interest your colleagues personally and professionally with a minimum value of U.S. \$50. Past items that have generated interest are:

- Digital Cameras
- Autographed Sports Items
- Framed Art Photographs
- Bose Wave Radio
- Hand-made Soap Gift Basket
- Wine Backpack and Picnic Set

If you are traveling to the corners of the earth before October 1, please tuck a small item from the country you are visiting in the corner of your suitcase. These unique items add some fun to the merchandise mix.


To make a donation, please complete the Silent Auction Donation Form included with this newsletter, or log onto the ACVP website (<http://www.acvp.org>) and click on Annual Meeting and then Silent Auction to complete the easy to use online form.

For your donation, you will receive the following recognition:

- Acknowledgement on the auction bid sheets
- Listing of your donation and name on the ACVP website
- Listing in the Silent Auction Catalog (if confirmed by print date)



For more information about the ACVP Annual Meeting or the Silent Auction, please contact Tara Eberle at 1-608-443-2466, ext. 145 or by email at [teberle@reesgroupinc.com](mailto:teberle@reesgroupinc.com).



**The American College  
of Veterinary Pathologists™**

2810 Crossroads Drive, Suite 3800  
Madison, WI 53718-7961 USA

Phone: +1-608-443-2466  
Fax: +1-608-443-2474  
E-Mail: [info@acvp.org](mailto:info@acvp.org)  
ACVP Website: <http://www.acvp.org>